

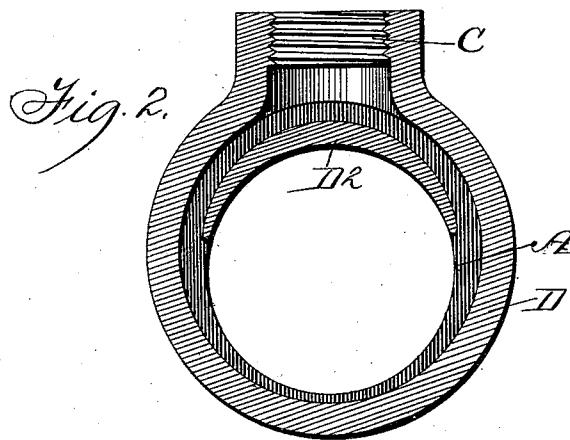
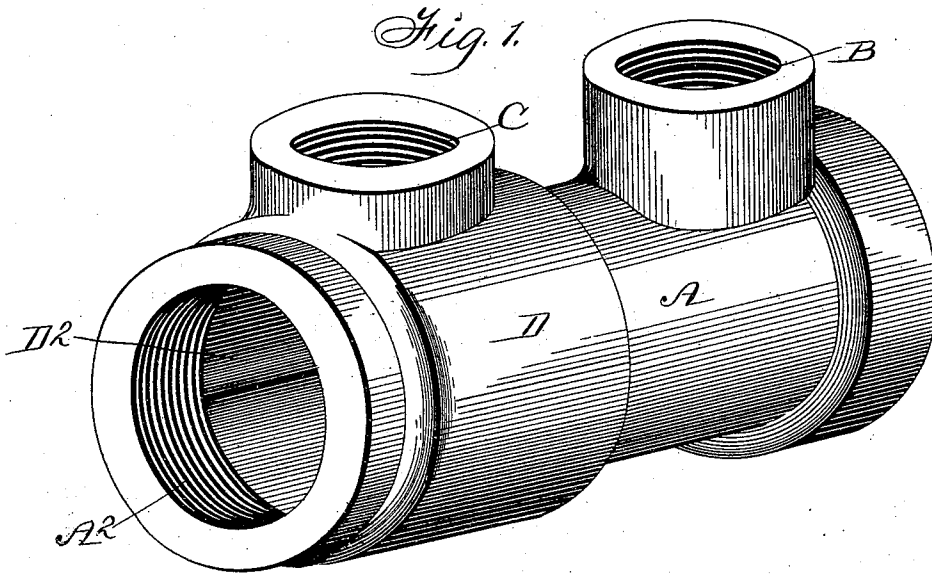
(No Model.)

2 Sheets—Sheet 1.

LE ROY S. BUNKER.
PIPE FITTING FOR HOT WATER RADIATORS.

No. 574,782.

Patented Jan. 5, 1897.



Witnesses: }
Reuben S. Orwig,
W. J. Sankey, }
Inventor: Le Roy S. Bunker,
By Thomas G. and J. Ralph Orwig,
Attorneys.

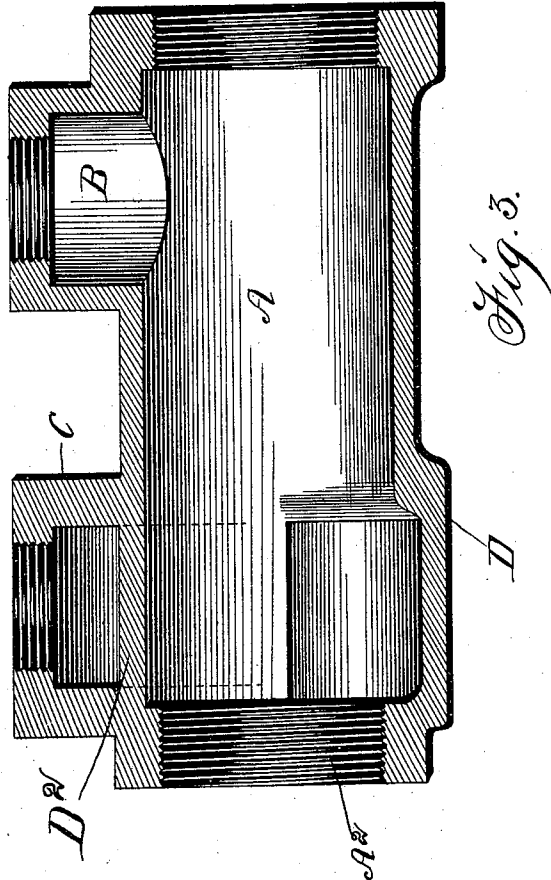
(No Model.)

2 Sheets—Sheet 2.

LE ROY S. BUNKER.
PIPE FITTING FOR HOT WATER RADIATORS.

No. 574,782.

Patented Jan. 5, 1897.



Witnesses: } Inventor *Le Roy S. Bunker,*
R. S. Orwig, }
George Allan } *By Thomas G. Orwig,*
and J. Ralph Orwig, Attys.

UNITED STATES PATENT OFFICE.

LE ROY S. BUNKER, OF WEBSTER CITY, IOWA.

PIPE-FITTING FOR HOT-WATER RADIATORS.

SPECIFICATION forming part of Letters Patent No. 574,782, dated January 5, 1897.

Application filed February 24, 1896. Serial No. 580,383. (No model.)

To all whom it may concern:

Be it known that I, LE ROY S. BUNKER, a citizen of the United States of America, residing at Webster City, in the county of Hamilton and State of Iowa, have invented a new and useful Coupling or Pipe-Fitting for Hot-Water Radiators, of which the following is a specification.

The object of this invention is to provide a simple, cheap, and durable coupling or pipe-fitting that may be cast complete in one piece to be used in single-pipe water-heating systems to connect the radiator with the supply-pipe and to promote convenience and economize time in connecting a radiator with a supply-pipe.

My invention consists in the construction of the coupling or pipe-fitting, as hereinafter set forth, pointed out in my claims, and illustrated in the accompanying drawings, in which—

Figure 1 shows the device in perspective, and Fig. 2 shows a transverse section of the fitting through the return-pipe. Fig. 3 shows a longitudinal section for the complete fitting.

Referring to the accompanying drawings, it will be seen that the device is cast complete in one piece and consists of a cylindrical-shaped body A, having screw-threaded openings A² in its ends to receive the opposite ends of the supply-main. At its top near one end is a screw-threaded opening B, into which the flow-pipe leading to the radiator is screwed and which leads directly into the interior of the fitting. At the other end of its top is a second screw-threaded opening C, into which the return-pipe is screwed. At the point where the return-pipe is introduced is an annular raised collar D, with a corresponding depression or groove on the interior of the fitting; and D² indicates a crescent-shaped partition flush with the interior of the fitting and covering the top of the said depression or groove reaching to the sides of the interior of the fitting, thus providing means for conduct-

ing the water introduced through the return-pipe to enter the chamber in the fitting at both sides and not directly at the top.

The fitting is designed especially for use in hot-water systems, and in compliance with the well-known law that heated water rises in a body of water, it is obvious that the water will pass upwardly into the pipe B, inasmuch as the openings to the other pipes are on a lower plane. It is also obvious that the water will be aided in its descent into the coupling by means of the crescent-shaped partition which leads the water flowing from the radiator to the cooler strata of water in the supply-pipe and prevents the heated water at the top of the supply-pipe from pressing against the downwardly-moving column of water, and hence aids circulation by lessening friction between the two oppositely-moving currents of water.

Having thus described my invention, what I claim as new therein, and desire to secure by Letters Patent of the United States therefor, is—

A pipe coupling or fitting for single-pipe water-heating systems cast complete in one piece and comprising an open-ended section screw-threaded at each end to admit the adjacent ends of a supply-pipe, having an opening at its top near one end to admit a flow-pipe leading to a radiator, an annular enlarged section in the coupling near the opposite end, having an opening in its top to admit a return-pipe, and a semicircular partition on the interior of the coupling covering the return-opening and extending across said enlarged portion with spaces at its sides to admit the return steam or water to pass into the interior of the coupling at or below its horizontal center.

LE ROY S. BUNKER.

Witnesses:

JAMES KEPHART,
W. E. SUNSOR.