

CORTO  
*the Radiator Classic*



NOV 18 '25




# CORTO

*the Radiator Classic*



AMERICAN RADIATOR COMPANY



Patented Sept. 4, 1917; May 10, 1921; and July 19, 1921

# CORTO

*the Radiator Classic*

---

LOUIS COURTOT is, of course, a Frenchman. For more than two hundred years his people have lived in a world of charm, creating and producing artistic things. Their ancient homeland, in the Jura, still echoes the sound of knightly armor and is perfumed by purpled romance. Inborn is the talent of its artisans, who seek ever to refine the common articles of the household with graceful forms or surfaces which enrich them with the genius of art.

Long had this French heating engineer accepted the present day forms of AMERICAN Radiators. The Americans "are so very inventive and practical," as he had learned; and the tests of their radiators were so complete that he had accepted present day heating surfaces with little question. And yet there ever and again arose in his thoughts a dream of refinement of radiator forms.

Witness the furniture man carting off the cheap furniture and replacing it with period design—which, in turn, means the decorator is called in, for new hangings, wall coverings and rugs are necessary to harmonize with the period furniture. And these have likewise brought out the inspiration and motifs for new designs in hard-

## Corto—the Radiator Classic

ware, lighting fixtures, doors, windows, trim, molding, terra cotta, tile, faience, which go to make the harmonious and beautiful interiors of modern, architecturally-chaste homes. The housewife changes even her silverware to keep pace with bettering furnishings.

This great Renaissance of Artistic Quality has aroused an insistent demand for a radiator design which must satisfy the heating requirements, and yet through elegance of proportion shall lend distinction and charm to its surroundings.

Comfort and elegance! These concomitant demands had become the insistent watchword of the last decade; and deep in the heart of each house-holder, architect, and contractor had germinated and grown the common desire for a *Radiator Classic*—harmoniously proportioned, graceful of outline—inconspicuous and reduced in size—superlative in heating power.






## *Corto - the Radiator Classic*

**T**HIS engineer of our affiliated French Company, while wending his way along the streets of Paris, as ever deeply engrossed in the absorbing problem, was suddenly seized with an inspiration. The months and years of study had at last produced the solution and he saw clearly in his mind's eye the graceful image of his ideal. The crystallization of his thoughts had carried him beyond all precedents and had forced him into a sphere of entirely new proportions and considerations.

To his friends he gave this expression of his thoughts:

"My ambition is to design a radiator of such refined and artistic elegance, one so repeating the chaste lines of classic architecture, that in its finished state it may justly be regarded as an **OBJECT OF ART**, forgetting for the moment its paramount utility. It must be of lesser proportions than any existing radiator, yet its **WARMING POWER** must equal, if not exceed, that of the best now known. The





## *Corto - the Radiator Classic*

bulky and obtrusive waterways must be replaced by a daintily balanced array of SMALL COLUMNS, terminating at the extremities in unbroken lines of harmonious grace."

Here he paused a moment to reflect, as if trying to formulate a paradox, then concluded with emphasis:

"Notwithstanding the smaller waterways, this design will oppose LESS INTERNAL FRICTION to the flow of water or steam, and furthermore will permit of a THREEFOLD increase in the usual standard of pressure, while occupying thirty percent less floor space."

For three years he worked untiringly on his ideal. Finally he determined to exhibit the result of his labors. CORTO THE RADIATOR CLASSIC was thus submitted to the criticism of the pioneers of the industry. Unanimous and enthusiastic approval was the tribute paid the designer. His chef d'oeuvre had been completed!



## *Corto - the Radiator Classic*

THE design of the perfect radiator was at hand; it remained only for the genius and skill of the manufacturing department to give final, tangible expression in the form of a completed article of commerce. Now this, too, has been accomplished; their success has substantiated the highest hopes of the inventor.

Today enjoys the benefits and aspirations of yesterday, and we are now submitting to public judgment the claims of the RADIATOR CLASSIC for beauty of design, compactness in size, superiority in heating results, and minimum of circulating resistance with a maximum of strength under pressure, to the end that the heating industry as a whole may be refined and elevated to a higher plane. It is a work of art in iron. Incomparable!

The series of columns that constitute this radiator makes it unparalleled for resisting high internal pressures. The internal area of its tubes in relation to the heating surface has been reduced to about one-quarter of that now generally in use. Not only has this inven-




## *Corto - the Radiator Classic*

tion greatly increased the pressure-resisting ability of the CORTO RADIATOR, but in reducing the internal area the water or steam contents are likewise decreased.

The water content of the CORTO is equal to three-fourths of a pound per square foot of heating surface, or about one-half the water content of the average radiator; this assures quick and positive venting for all kinds of steam and vapor systems, while in water installations it provides a rapid circulation, causing the radiator to respond more quickly to the immediate heating needs.

The symmetrical spacings between the tubes and the decreased size thereof permit of obtaining approximately 30 percent more heating surface in a given area of floor space than with any other type of radiator.

Irrespective of height, a series of six sizes ranging from two to four and one-half feet of heating area has been produced, and the surface of each additional size will be increased by one-half square foot, thus abandoning the



Relative space occupied by  
CORTO and ordinary radiator



## *Corto - the Radiator Classic*

cumbersome method of increasing heating surface by irregular fractions.

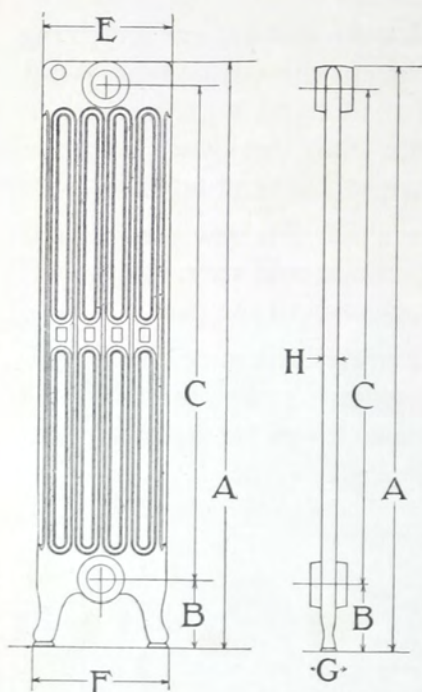
It is with exceptional pleasure that we are presenting today to our friends and patrons the artistic refinements and increased efficiency of the CORTO, with full faith in the future of this renaissance of ancient classic beauty in the form of the most modern accessory of home comfort.

We wish to give assurance that this new product will be attended by the same prompt and thorough service which has accompanied our goods in the past.

We believe the proper presentation of the CORTO Radiator by architects, engineers, and contractors will secure many orders from home lovers for replacement of their present forms of radiating surfaces.



# Corto - the Radiator Classic



(Patented Sept. 4, 1917;  
May 10, 1921; and  
July 19, 1921)

- A. Total height.
- B. Distance from floor to center of tapping.
- C. Distance from center of top to center of bottom opening.
- E. Width of sections.
- F. Width at feet.
- G. Distance from center to center of sections.
- H. Width of column.

NOTE: CORTO Radiators are furnished, upon special order, with 6-inch legs or legless. Concealed Brackets for CORTO Radiators without legs can be supplied in form and measurements as shown on page 153 of "The Ideal Fitter" catalog.

## MEASUREMENTS AND TAPPINGS

Heating Surface per Section	A Inches	B Inches	C Inches	E Inches	F Inches	G Inches	H Inches	Distance from bottom of hub to floor, on center sections of radiators, is approximately $3\frac{1}{8}$ inches.
4½'	37 $\frac{5}{8}$	4½	31 $\frac{7}{16}$	8	8 $\frac{3}{8}$	2	1 $\frac{1}{8}$	
4'	34 $\frac{3}{8}$	4½	28 $\frac{5}{16}$	8	8 $\frac{3}{8}$	2	1 $\frac{1}{8}$	
3½'	30 $\frac{5}{8}$	4½	24 $\frac{7}{16}$	8	8 $\frac{3}{8}$	2	1 $\frac{1}{8}$	
3'	26 $\frac{5}{8}$	4½	20 $\frac{9}{16}$	8	8 $\frac{3}{8}$	2	1 $\frac{1}{8}$	
2½'	23	4½	16 $\frac{3}{2}$	8	8 $\frac{3}{8}$	2	1 $\frac{1}{8}$	
2'	19 $\frac{1}{8}$	4½	12 $\frac{1}{8}$	8	8 $\frac{3}{8}$	2	1 $\frac{1}{8}$	



# Corto - the Radiator Classic

FOR STEAM OR WATER

Number of Sections	* Length 2 inch per Sec.	HEATING SURFACE—SQUARE FEET					
		38-in. Height 4½ sq. ft. per Sec.	34½-in. Height 4 sq. ft. per Sec.	31-in. Height 3½ sq. ft. per Sec.	27-in. Height 3 sq. ft. per Sec.	23-in. Height 2½ sq. ft. per Sec.	19½-in. Height 2 sq. ft. per Sec.
2	4	9	8	7	6	5	4
3	6	13½	12	10½	9	7½	6
4	8	18	16	14	12	10	8
5	10	22½	20	17½	15	12½	10
6	12	27	24	21	18	15	12
7	14	31½	28	24½	21	17½	14
8	16	36	32	28	24	20	16
9	18	40½	36	31½	27	22½	18
10	20	45	40	35	30	25	20
11	22	49½	44	38½	33	27½	22
12	24	54	48	42	36	30	24
13	26	58½	52	45½	39	32½	26
14	28	63	56	49	42	35	28
15	30	67½	60	52½	45	37½	30
16	32	72	64	56	48	40	32
17	34	76½	68	59½	51	42½	34
18	36	81	72	63	54	45	36
19	38	85½	76	66½	57	47½	38
20	40	90	80	70	60	50	40
21	42	94½	84	73½	63	52½	42
22	44	99	88	77	66	55	44
23	46	103½	92	80½	69	57½	46
24	48	108	96	84	72	60	48
25	50	112½	100	87½	75	62½	50
26	52	117	104	91	78	65	52
27	54	121½	108	94½	81	67½	54
28	56	126	112	98	84	70	56
29	58	130½	116	101½	87	72½	58
30	60	135	120	105	90	75	60
31	62	139½	124	108½	93	77½	62
32	64	144	128	112	96	80	64

**Tappings:** 1½ inches top and bottom and bushed for water or steam.  
**Connections:** Extra-heavy right and left threaded nipples.  
**Measurements:** Center of tappings to floors, and between centers of upper and lower tappings, etc., see opposite page.  
 \*Add ½ inch to length for each bushing.

*Branch Offices and  
Showrooms of*

**AMERICAN RADIATOR COMPANY**

General Executive Office . . . . .	40 W. 40th St., New York
General Sales Department . . . . .	1807 Elmwood Ave., Buffalo
Western Executive Office . . . . .	816 S. Michigan Ave., Chicago
NEW YORK . . . . .	40 W. 40th Street
BOSTON . . . . .	129-131 Federal Street
PROVIDENCE . . . . .	408-410 Hospital Trust Building
NEW HAVEN . . . . .	South Front and River Streets
PHILADELPHIA . . . . .	25th and Reed Streets
BALTIMORE . . . . .	1308 Lexington Building
WASHINGTON . . . . .	1308 H St., N. W.
BUFFALO . . . . .	220 Delaware Avenue
PITTSBURGH . . . . .	337-339 Second Avenue
CLEVELAND . . . . .	509 Hanna Building
DETROIT . . . . .	Fourth Floor, Barlum Building
CINCINNATI . . . . .	710 Gwynne Building
ATLANTA . . . . .	232 Peachtree Street
CHICAGO . . . . .	816-820 S. Michigan Avenue
MILWAUKEE . . . . .	1801 St. Paul Avenue
INDIANAPOLIS . . . . .	900 North Senate Avenue
ST. LOUIS . . . . .	4201 Duncan Avenue
ST. PAUL . . . . .	Prior and Minnehaha Avenues
OMAHA . . . . .	413-417 South Tenth Street
KANSAS CITY . . . . .	906 Davidson Building
DENVER . . . . .	24th and Blake Streets
SAN FRANCISCO . . . . .	Second and Townsend Streets
SEATTLE . . . . .	Holgate and Utah Streets







