

**PIERCE, BUTLER RADIATOR CORP.**

General Offices: 701 Nichols Avenue

**SYRACUSE, N. Y.**



### Pierce Eastwood Radiators

No one hides a Pierce Eastwood Radiator. It is decorative in itself.

Manufactured in three-tube, four-tube, five-tube, six-tube and seven-tube widths in all heights.

More generous in size than the average.


Easy to clean because of ample clearance between sections.

Pierce Eastwood Radiators are screw nipple type.

All heights and widths to meet every type of installation.

Seven-tube radiators are appropriate for window seats.

Design is carried all the way to the floor line.



Illustrating the Screw Nipple Construction of all Pierce Radiators


In keeping with the modern trend of living we have designed a tube radiator which is generous in size, exquisite in appearance, superior in finish and assembled with threaded nipple connection.

The threaded nipple connection with the faced joint makes a permanent water tight connection, more rugged in construction and pleasing to the eye.


The right and left threaded inside connection is not visible yet it adds to the beauty and utility by eliminating the ordinary and somewhat unsightly iron rod and nut type of construction.

Additional manufacturing devices are necessary to accomplish this type of connection. Each radiator is subjected to standard hydrostatic test of 85 pounds per square inch to insure its being perfect.


Note the fine proportions and classic dignity of line apparent in every size.



A Group of Three-Tube Pierce Eastwood Radiators



A Group of the Shorter Heights of Seven-Tube Pierce Eastwood Radiators



A Group of Five-Tube Pierce Eastwood Radiators

Radiators without legs and with six inch high legs are furnished on special order at no extra charge.

Radiators with bosses for shields can be furnished on special order.



# PIERCE, BUTLER RADIATOR CORP.

General Offices: 701 Nichols Avenue

# SYRACUSE, N. Y.

## Pierce Eastwood Radiators—For Steam and Water

Pierce Eastwood Radiators are tapped 1 1/2 inches, right-hand thread, top and bottom both ends, and bushed to sizes required.

All radiator supply leg sections are tapped right-hand on the nipple side. Return leg sections are tapped left-hand on the nipple side.

They are connected at top and bottom with heavy malleable right-hand and left-hand screw nipples, and are vented for both steam and water.

Add 1/2 inch to lengths given in tables below, for each bushing.

Three-Tube Radiator—Width, 5 1/8 Inches

Number of Sections	Length, 2 1/2 in. per Section	Nominal Heating Surface, Square Feet				
		38 inches high 3 1/2 sq. ft. per Sec.	32 inches high 3 sq. ft. per Sec.	26 inches high 2 1/2 sq. ft. per Sec.	23 inches high 2 sq. ft. per Sec.	20 inches high 1 3/4 sq. ft. per Sec.
2	5	7	6	4 2/3	4	3 1/2
3	7 1/2	10 1/2	9	7	6	5 1/4
4	10	14	12	9 1/3	8	7
5	12 1/2	17 1/2	15	11 2/3	10	8 3/4
6	15	21	18	14	12	10 1/2
7	17 1/2	24 1/2	21	16 1/3	14	12 1/4
8	20	28	24	18 2/3	16	14
9	22 1/2	31 1/2	27	21	18	15 3/4
10	25	35	30	23 1/3	20	17 1/2
11	27 1/2	38 1/2	33	25 2/3	22	19 1/4
12	30	42	36	28	24	21
13	32 1/2	45 1/2	39	30 1/3	26	22 3/4
14	35	49	42	32 2/3	28	24 1/2
15	37 1/2	52 1/2	45	35	30	26 1/4
16	40	56	48	37 1/3	32	28
17	42 1/2	59 1/2	51	39 2/3	34	29 3/4
18	45	63	54	42	36	31 1/2
19	47 1/2	66 1/2	57	44 1/3	38	33 1/4
20	50	70	60	46 2/3	40	35
21	52 1/2	73 1/2	63	49	42	36 3/4
22	55	77	66	51 2/3	44	38 1/2
23	57 1/2	80 1/2	69	53 1/3	46	40 1/4
24	60	84	72	56	48	42
25	62 1/2	87 1/2	75	58 1/3	50	43 3/4
26	65	91	78	60 2/3	52	45 1/2
27	67 1/2	94 1/2	81	63	54	47 1/4
28	70	98	84	65 1/3	56	49
29	72 1/2	101 1/2	87	67 2/3	58	50 3/4
30	75	105	90	70	60	52 1/2

Four-Tube Radiator—Width, 7 inches

Number of Sections	Length, 2 1/2 in. per Section	Nominal Heating Surface, Square Feet				
		38 inches high 4 1/2 sq. ft. per Sec.	32 inches high 3 1/2 sq. ft. per Sec.	26 inches high 2 1/2 sq. ft. per Sec.	23 inches high 2 sq. ft. per Sec.	20 inches high 1 1/2 sq. ft. per Sec.
2	5	8 1/2	7	5 1/2	5	4 1/2
3	7 1/2	12 1/2	10 1/2	8 1/4	7 1/2	6 3/4
4	10	17	14	11	10	9
5	12 1/2	21 1/2	17 1/2	13 3/4	12 1/2	11 1/4
6	15	25 1/2	21	16 1/2	15	13 1/2
7	17 1/2	29 1/2	24 1/2	19 1/4	17 1/2	15 3/4
8	20	34	28	22	20	18
9	22 1/2	38 1/2	31 1/2	24 3/4	22 1/2	20 1/4
10	25	42 1/2	35	27 1/2	25	22 1/2
11	27 1/2	46 1/2	38 1/2	30 1/4	27 1/2	24 3/4
12	30	51	42	33	30	27
13	32 1/2	55 1/2	45 1/2	35 3/4	32 1/2	29 1/4
14	35	59 1/2	49	38 1/2	35	31 1/2
15	37 1/2	63 1/2	52 1/2	41 1/4	37 1/2	33 3/4
16	40	68	56	44	40	36
17	42 1/2	72 1/2	59 1/2	46 3/4	42 1/2	38 1/4
18	45	76 1/2	63	49 1/2	45	40 1/2
19	47 1/2	80 1/2	66 1/2	52 1/4	47 1/2	42 3/4
20	50	85	70	55	50	45
21	52 1/2	89 1/2	73 1/2	57 3/4	52 1/2	47 1/4
22	55	93 1/2	77	60 1/2	55	49 1/2
23	57 1/2	97 1/2	80 1/2	63 1/4	57 1/2	51 3/4
24	60	102	84	66	60	54
25	62 1/2	106 1/2	87 1/2	68 3/4	62 1/2	56 1/4
26	65	110 1/2	91	71 1/2	65	58 1/2
27	67 1/2	114 1/2	94 1/2	74 1/4	67 1/2	60 3/4
28	70	119	98	77	70	63
29	72 1/2	123 1/2	101 1/2	79 3/4	72 1/2	65 1/4
30	75	127 1/2	105	82 1/2	75	67 1/2

Five-Tube Radiator—Width, 8 1/8 Inches

Number of Sections	Length, 2 1/2 in. per Section	Nominal Heating Surface, Square Feet				
		38 inches high 5 sq. ft. per Sec.	32 inches high 4 1/2 sq. ft. per Sec.	26 inches high 3 1/2 sq. ft. per Sec.	22 inches high 3 sq. ft. per Sec.	20 inches high 2 1/2 sq. ft. per Sec.
2	5	10	8 2/3	7	6	5 1/2
3	7 1/2	15	13	10 1/2	9	8
4	10	20	17 1/2	14	12	10 3/4
5	12 1/2	25	21 2/3	17 1/2	15	13 1/2
6	15	30	26	21	18	16
7	17 1/2	35	30 1/2	24 1/2	21	18 3/4
8	20	40	34 2/3	28	24	21 1/2
9	22 1/2	45	39	31 1/2	27	24
10	25	50	43 1/2	35	30	26 3/4
11	27 1/2	55	47 1/2	38 1/2	33	29 1/2
12	30	60	52	42	36	32
13	32 1/2	65	56 1/2	45 1/2	39	34 3/4
14	35	70	60 1/2	49	42	37 1/2
15	37 1/2	75	65	52 1/2	45	40
16	40	80	69 1/2	56	48	42 3/4
17	42 1/2	85	73 1/2	59 1/2	51	45 1/2
18	45	90	78	63	54	48
19	47 1/2	95	82 1/2	66 1/2	57	50 3/4
20	50	100	86 1/2	70	60	53 1/2
21	52 1/2	105	91	73 1/2	63	56
22	55	110	95 1/2	77	66	58 3/4
23	57 1/2	115	99 1/2	80 1/2	69	61 1/2
24	60	120	104	84	72	64
25	62 1/2	125	108 1/2	87 1/2	75	66 3/4
26	65	130	112 1/2	91	78	69 1/2
27	67 1/2	135	117	94 1/2	81	72
28	70	140	121 1/2	98	84	74 3/4
29	72 1/2	145	125 1/2	101 1/2	87	77 1/2
30	75	150	130	105	90	80

Six-Tube Radiator—Width, 9 1/16 Inches

Number of Sections	Length, 2 1/2 in. per Section	Nominal Heating Surface, Square Feet				
		38 inches high 6 feet per Section	32 inches high 5 feet per Section	26 inches high 4 feet per Section	23 inches high 3 1/2 feet per Section	20 inches high 3 feet per Section
2	5	12	10	8	7	6
3	7 1/2	18	15	12	10 1/2	9
4	10	24	20	16	14	12
5	12 1/2	30	25	20	17 1/2	15
6	15	36	30	24	21	18
7	17 1/2	42	35	28	24 1/2	21
8	20	48	40	32	28	24
9	22 1/2	54	45	36	31 1/2	27
10	25	60	50	40	35	30
11	27 1/2	66	55	44	38 1/2	33
12	30	72	60	48	42	36
13	32 1/2	78	65	52	45 1/2	39
14	35	84	70	56	49	42
15	37 1/2	90	75	60	52 1/2	45
16	40	96	80	64	56	48
17	42 1/2	102	85	68	59 1/2	51
18	45	108	90	72	63	54
19	47 1/2	114	95	76	66 1/2	57
20	50	120	100	80	70	60
21	52 1/2	126	105	84	73 1/2	63
22	55	132	110	88	77	66
23	57 1/2	138	115	92	80 1/2	69
24	60	144	120	96	84	72
25	62 1/2	150	125	100	87 1/2	75
26	65	156	130	104	91	78
27	67 1/2	162	135	108	94 1/2	81
28	70	168	140	112	98	84
29	72 1/2	174	145	116	101 1/2	87
30	75	180	150	120	105	90

# PIERCE, BUTLER RADIATOR CORP.

General Offices: 701 Nichols Avenue

# SYRACUSE, N. Y.



## Pierce Eastwood Radiators—For Steam and Water—Continued

The slender, graceful columns of the new Pierce Eastwood Radiators look well in any style interior. Screw nipple joints and precision-machined facings

assure perfect assembly and absolutely tight connections.

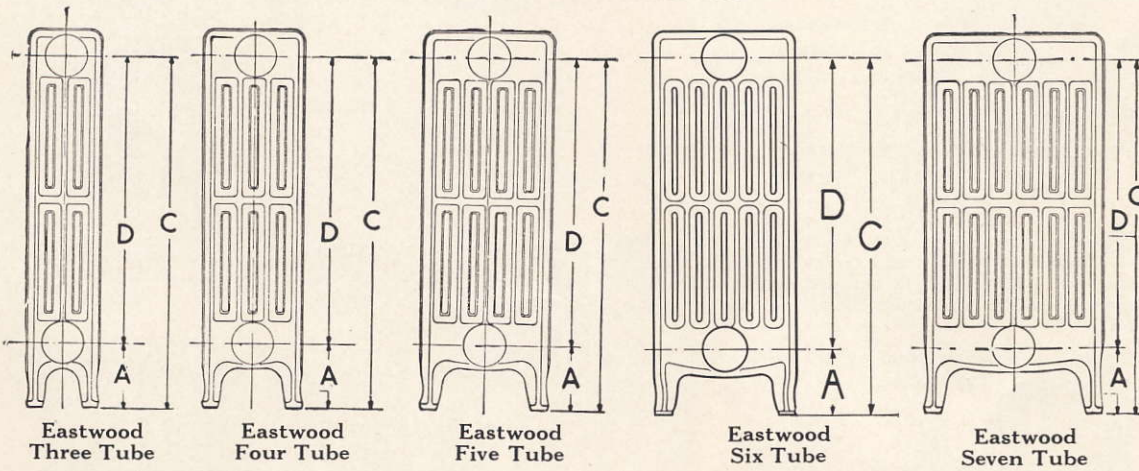
Seven-Tube Radiator—Width, 12<sup>5</sup>/<sub>8</sub> Inches

No. of Sections	Lgth. 3 in. per Section	Nominal Heating Surface, Square Feet					
		38 in. high 7 <sup>1</sup> / <sub>2</sub> sq. ft. per Sec.	32 in. high 6 <sup>1</sup> / <sub>4</sub> sq. ft. per Sec.	26 in. high 5 sq. ft. per Sec.	22 in. high 4 sq. ft. per Sec.	17 in. high 3 sq. ft. per Sec.	14 in. high 2 <sup>1</sup> / <sub>2</sub> sq. ft. per Sec.
2	6	15	12 <sup>1</sup> / <sub>2</sub>	10	8	6	5
3	9	22 <sup>1</sup> / <sub>2</sub>	18 <sup>3</sup> / <sub>4</sub>	15	12	9	7 <sup>1</sup> / <sub>2</sub>
4	12	30	25	20	16	12	10
5	15	37 <sup>1</sup> / <sub>2</sub>	31 <sup>1</sup> / <sub>4</sub>	25	20	15	12 <sup>1</sup> / <sub>2</sub>
6	18	45	37 <sup>1</sup> / <sub>2</sub>	30	24	18	15
7	21	52 <sup>1</sup> / <sub>2</sub>	43 <sup>3</sup> / <sub>4</sub>	35	28	21	17 <sup>1</sup> / <sub>2</sub>
8	24	60	50	40	32	24	20
9	27	67 <sup>1</sup> / <sub>2</sub>	56 <sup>1</sup> / <sub>4</sub>	45	36	27	22 <sup>1</sup> / <sub>2</sub>
10	30	75	62 <sup>1</sup> / <sub>2</sub>	50	40	30	25
11	33	82 <sup>1</sup> / <sub>2</sub>	68 <sup>3</sup> / <sub>4</sub>	55	44	33	27 <sup>1</sup> / <sub>2</sub>
12	36	90	75	60	48	36	30
13	39	97 <sup>1</sup> / <sub>2</sub>	81 <sup>1</sup> / <sub>4</sub>	65	52	39	32 <sup>1</sup> / <sub>2</sub>
14	42	105	87 <sup>1</sup> / <sub>2</sub>	70	56	42	35
15	45	112 <sup>1</sup> / <sub>2</sub>	93 <sup>3</sup> / <sub>4</sub>	75	60	45	37 <sup>1</sup> / <sub>2</sub>

Seven-Tube Radiator—Width, 12<sup>5</sup>/<sub>8</sub> Inches

No. of Sections	Lgth. 3 in. per Section	Nominal Heating Surface, Square Feet					
		38 in. high 7 <sup>1</sup> / <sub>2</sub> sq. ft. per Sec.	32 in. high 6 <sup>1</sup> / <sub>4</sub> sq. ft. per Sec.	26 in. high 5 sq. ft. per Sec.	22 in. high 4 sq. ft. per Sec.	17 in. high 3 sq. ft. per Sec.	14 in. high 2 <sup>1</sup> / <sub>2</sub> sq. ft. per Sec.
16	48	120	100	80	64	48	40
17	51	127 <sup>1</sup> / <sub>2</sub>	106 <sup>1</sup> / <sub>4</sub>	85	68	51	42 <sup>1</sup> / <sub>2</sub>
18	54	135	112 <sup>1</sup> / <sub>2</sub>	90	72	54	45
19	57	142 <sup>1</sup> / <sub>2</sub>	118 <sup>3</sup> / <sub>4</sub>	95	76	57	47 <sup>1</sup> / <sub>2</sub>
20	60	150	125	100	80	60	50
21	63	157 <sup>1</sup> / <sub>2</sub>	131 <sup>1</sup> / <sub>4</sub>	105	84	63	52 <sup>1</sup> / <sub>2</sub>
22	66	165	137 <sup>1</sup> / <sub>2</sub>	110	88	66	55
23	69	172 <sup>1</sup> / <sub>2</sub>	143 <sup>3</sup> / <sub>4</sub>	115	92	69	57 <sup>1</sup> / <sub>2</sub>
24	72	180	150	120	96	72	60
25	75	187 <sup>1</sup> / <sub>2</sub>	156 <sup>1</sup> / <sub>4</sub>	125	100	75	62 <sup>1</sup> / <sub>2</sub>
26	78	195	162 <sup>1</sup> / <sub>2</sub>	130	104	78	65
27	81	202 <sup>1</sup> / <sub>2</sub>	168 <sup>3</sup> / <sub>4</sub>	135	108	81	67 <sup>1</sup> / <sub>2</sub>
28	84	210	175	140	112	84	70
29	87	217 <sup>1</sup> / <sub>2</sub>	181 <sup>1</sup> / <sub>4</sub>	145	116	87	72 <sup>1</sup> / <sub>2</sub>
30	90	225	187 <sup>1</sup> / <sub>2</sub>	150	120	90	75

## Radiator Dimensions



Ht. In.	Width of Section 5 <sup>1</sup> / <sub>8</sub> Inches			Width of Section 7 Inches			Width of Section 8 <sup>1</sup> / <sub>2</sub> Inches			Width of Sec. 9 <sup>1</sup> / <sub>16</sub> In.			Width of Sec. 12 <sup>5</sup> / <sub>8</sub> In.						
	Length of Section in Stack 2 <sup>1</sup> / <sub>2</sub> Inches			Length of Section in Stack 2 <sup>1</sup> / <sub>2</sub> Inches			Length of Section in Stack 2 <sup>1</sup> / <sub>2</sub> Inches			Length of Sec. in Stack 2 <sup>1</sup> / <sub>2</sub> Inches			Length of Sec. in Stack 3 Inches						
	A In.	C In.	D In.	A In.	C In.	D In.	A In.	C In.	D In.	Ht. In.	A In.	C In.	D In.	Ht. In.	A In.	C In.	D In.		
38	4 <sup>1</sup> / <sub>2</sub>	36 <sup>1</sup> / <sub>4</sub>	31 <sup>3</sup> / <sub>4</sub>	38	4 <sup>1</sup> / <sub>2</sub>	36 <sup>1</sup> / <sub>4</sub>	31 <sup>3</sup> / <sub>4</sub>	38	4 <sup>1</sup> / <sub>2</sub>	36 <sup>1</sup> / <sub>4</sub>	31 <sup>3</sup> / <sub>4</sub>	32	4 <sup>1</sup> / <sub>2</sub>	30 <sup>1</sup> / <sub>4</sub>	25 <sup>3</sup> / <sub>4</sub>	32	4 <sup>1</sup> / <sub>2</sub>	36 <sup>1</sup> / <sub>4</sub>	31 <sup>3</sup> / <sub>4</sub>
32	4 <sup>1</sup> / <sub>2</sub>	30 <sup>1</sup> / <sub>4</sub>	25 <sup>3</sup> / <sub>4</sub>	32	4 <sup>1</sup> / <sub>2</sub>	30 <sup>1</sup> / <sub>4</sub>	25 <sup>3</sup> / <sub>4</sub>	32	4 <sup>1</sup> / <sub>2</sub>	30 <sup>1</sup> / <sub>4</sub>	25 <sup>3</sup> / <sub>4</sub>	26	4 <sup>1</sup> / <sub>2</sub>	24 <sup>1</sup> / <sub>4</sub>	19 <sup>3</sup> / <sub>4</sub>	26	4 <sup>1</sup> / <sub>2</sub>	24 <sup>1</sup> / <sub>4</sub>	19 <sup>3</sup> / <sub>4</sub>
26	4 <sup>1</sup> / <sub>2</sub>	24 <sup>1</sup> / <sub>4</sub>	19 <sup>3</sup> / <sub>4</sub>	26	4 <sup>1</sup> / <sub>2</sub>	24 <sup>1</sup> / <sub>4</sub>	19 <sup>3</sup> / <sub>4</sub>	26	4 <sup>1</sup> / <sub>2</sub>	24 <sup>1</sup> / <sub>4</sub>	19 <sup>3</sup> / <sub>4</sub>	23	4 <sup>1</sup> / <sub>2</sub>	21 <sup>1</sup> / <sub>4</sub>	16 <sup>3</sup> / <sub>4</sub>	22	4 <sup>1</sup> / <sub>2</sub>	20 <sup>1</sup> / <sub>4</sub>	15 <sup>3</sup> / <sub>4</sub>
23	4 <sup>1</sup> / <sub>2</sub>	21 <sup>1</sup> / <sub>4</sub>	16 <sup>3</sup> / <sub>4</sub>	23	4 <sup>1</sup> / <sub>2</sub>	21 <sup>1</sup> / <sub>4</sub>	16 <sup>3</sup> / <sub>4</sub>	22	4 <sup>1</sup> / <sub>2</sub>	20 <sup>1</sup> / <sub>4</sub>	15 <sup>3</sup> / <sub>4</sub>	20	4 <sup>1</sup> / <sub>2</sub>	18 <sup>1</sup> / <sub>4</sub>	13 <sup>3</sup> / <sub>4</sub>	17	4 <sup>1</sup> / <sub>2</sub>	15 <sup>1</sup> / <sub>4</sub>	10 <sup>3</sup> / <sub>4</sub>
20	4 <sup>1</sup> / <sub>2</sub>	18 <sup>1</sup> / <sub>4</sub>	13 <sup>3</sup> / <sub>4</sub>	20	4 <sup>1</sup> / <sub>2</sub>	18 <sup>1</sup> / <sub>4</sub>	13 <sup>3</sup> / <sub>4</sub>	20	4 <sup>1</sup> / <sub>2</sub>	18 <sup>1</sup> / <sub>4</sub>	13 <sup>3</sup> / <sub>4</sub>					14	4 <sup>1</sup> / <sub>2</sub>	12 <sup>1</sup> / <sub>4</sub>	7 <sup>3</sup> / <sub>4</sub>



**Pierce Wall Radiators**

Pierce Wall radiators are made in five, seven and nine foot sections, plain pattern only, and can be assembled in units to provide for distribution of heat at special locations in a manner more economical, convenient and effective than coils. Are invaluable for use in public buildings, schools, hotels, restaurants and wherever the floor space is limited.

All size sections are tapped  $1\frac{1}{2}$  inch and can be bushed to smaller sizes when so desired.

Pierce wall radiators are assembled with  $1\frac{1}{2}$  inch R. & L. malleable screw nipples.

**Directions for Ordering**

1. State number of radiators and number of sections in each.
2. State size of section, whether 5, 7 or 9 foot.
3. State whether vertical or horizontal form is desired.
4. State how many sections long and how many sections high.

For convenience of handling in shipping, we will, unless ordered otherwise, assemble horizontal wall radiation in stacks as follows:

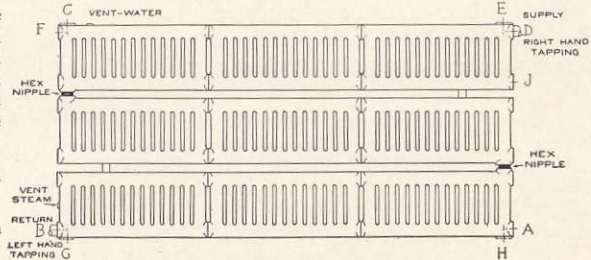
- 5 feet up to 6 sections
- 7 feet up to 4 sections
- 9 feet up to 3 sections

and vertical wall radiation

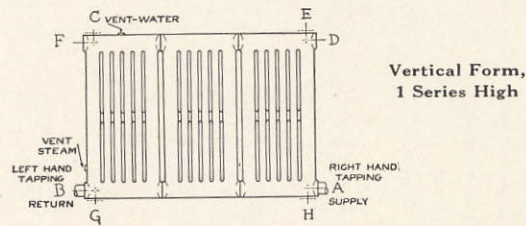
- 5 feet up to 7 sections
- 7 feet up to 7 sections
- 9 feet up to 7 sections

When wall radiation is to be erected in stacks larger than these, or when the stacks are to be set in rows or series, we will ship right-and left-hand hexagon-head screw nipples to enable the fitter to connect stacks or rows on the job.

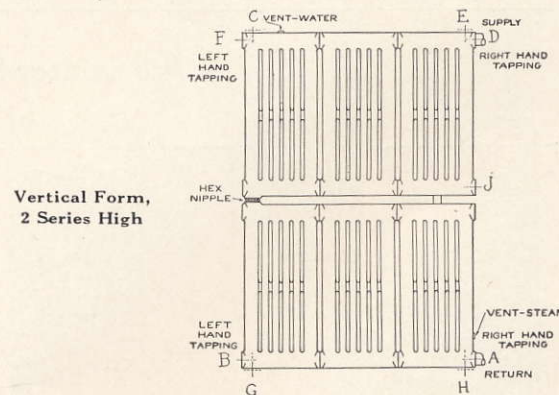
We will ship the necessary plugs for openings not required for supply or returns.



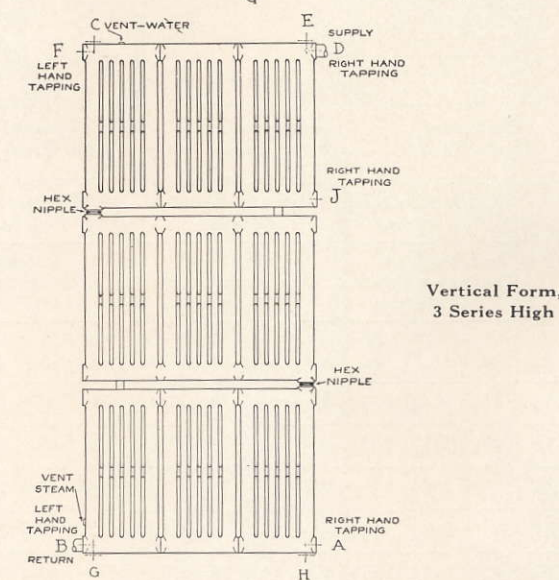
**Horizontal Form, 3 Series High**



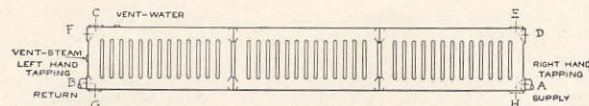
**Vertical Form, 1 Series High**



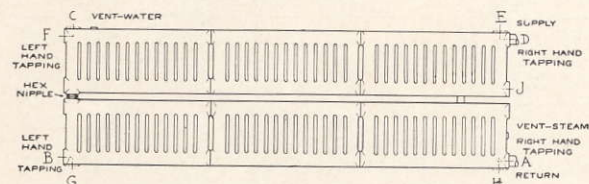
**Vertical Form, 2 Series High**



**Vertical Form, 3 Series High**



**Horizontal Form, 1 Series High**



**Horizontal Form, 2 Series High**

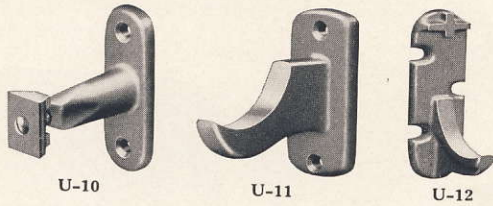
# PIERCE, BUTLER RADIATOR CORP.

General Offices: 701 Nichols Avenue


SYRACUSE, N. Y.



## Wall Radiator Brackets



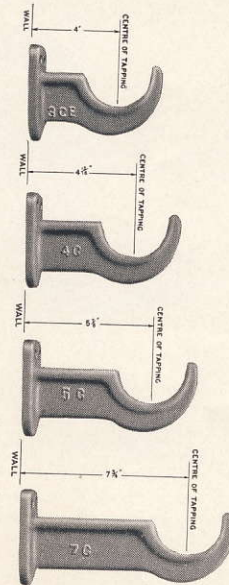
The U-11 and U-12 Brackets are bottom supports for the radiator and U-10 is used only to prevent radiator tipping forward when used against wall. If radiator is used on ceiling the U-10 only is used.  
 These brackets should not be used on wall radiators of more than 9 sections.  
 Distance from wall to center of U-11 Bracket  $3\frac{1}{2}$  inches.



Pierce Wall Radiator Saddle

This illustration shows the Pierce Wall Radiator Saddle and the manner in which it is applied.

## Concealed Radiator Brackets



Eastwood concealed radiator brackets are used to support legless radiators of the three, four, five and seven tube type.

They are of high grade cast iron and can be attached to any wall with lag screws or bolts.


A set of brackets consists of one top and one bottom bracket (both are alike), and under ordinary conditions, two sets will properly support a medium sized radiator.

### Roughing-In Dimensions


Type of Radiator	Distance from Wall to Center
3 tube	4 inches
4 tube	$4\frac{15}{16}$ inches
5 tube	$5\frac{7}{8}$ inches
7 tube	$7\frac{3}{4}$ inches

## Wall Radiators


A rugged type of wall radiator for all installations.




9 Foot Vertical "B"



5 Foot Vertical "B"



9 Foot Horizontal "A"



7 Foot Vertical "B"