


100-2.



B. GILPIN
Dec. 27 18

The
Standard
Radiator
Mfg.
Co.

5



1898

THE STANDARD RADIATOR MFG. CO.

MANUFACTURERS OF

“STANDARD”

HOT WATER AND STEAM RADIATION

FOUNDRY AND MAIN OFFICE

Cor. Heacock and Roseville Sts.

BUFFALO, N. Y.

BRANCH OFFICES

NEW YORK, 206 Centre St.

PHILADELPHIA, 27 North 7th St.

CHICAGO, 167, 169 Lake St.

BOSTON, 109 Milk St.

ENGRAVED
AND
PRINTED
BY *Stiles & Co.*
Buffalo, N.Y.

Buffalo, N. Y., April, 1898.


WE have much pleasure in presenting this catalogue to the heating trade, and hope the data and information it contains, and the use of our radiation, may be accepted as "STANDARD" in the widest comprehension of the term. We do not feel the necessity of giving verbal emphasis to the good qualities of our radiation. We have the advantage of long experience in manufacture, and can honestly claim for our product, efficiency, style, tight joints and castings par excellence. We call especial attention to the fact that we have done away with the unsightly rod and nut in universal use to connect water radiation at the top. This will be conceded to be a notable advance, both mechanically and in respect of finish and appearance. We have several new radiators in process, which will be offered to the trade in a very short time.

In order to avoid confusion, we wish to emphasize especially that there is but one "Standard Radiator Mfg. Co." We have capacity and facilities for an immense output, and with the great advantage of Buffalo as a manufacturing and shipping point, we urge our claim for patronage, based on a superior radiator, low cost, cheap transportation and quick deliveries.

We cordially invite correspondence, and a call whenever in the city, or at any of our branch offices.

THE STANDARD RADIATOR MFG. CO.

JD 90-B430-TR



The "Empire" Radiator

Designed for use where an ornate and unconventional style is required. We feel great pride in this radiator, and call especial attention to its graceful lines and chaste ornamentation. We offer this to the trade at a very moderate price, and can guarantee it to meet the demands of the most cultured taste. Each section contains four square feet of prime heating surface and is $7\frac{1}{2}$ inches wide. $2\frac{1}{2}$ -inch centers. Distance from floor to center of opening is $5\frac{1}{2}$ inches.

LIST OF SIZES
 "Standard" Single Column Radiators


No. Sections	Length	44 in. high Sq. feet	38 in. high Sq. feet	32 in. high Sq. feet	26 in. high Sq. feet	22 in. high Sq. feet	20 in. high Sq. feet	18 in. high Sq. feet
2	5	7	6	5	4	3 $\frac{1}{4}$	3	2 $\frac{1}{2}$
3	7 $\frac{1}{2}$	10 $\frac{1}{2}$	9	7 $\frac{1}{2}$	6	4 $\frac{7}{8}$	4 $\frac{1}{2}$	3 $\frac{3}{4}$
4	10	14	12	10	8	6 $\frac{1}{2}$	6	5
5	12 $\frac{1}{2}$	17 $\frac{1}{2}$	15	12 $\frac{1}{2}$	10	8 $\frac{1}{8}$	7 $\frac{1}{2}$	6 $\frac{1}{4}$
6	15	21	18	15	12	9 $\frac{3}{4}$	9	7 $\frac{1}{2}$
7	17 $\frac{1}{2}$	24 $\frac{1}{2}$	21	17 $\frac{1}{2}$	14	11 $\frac{3}{8}$	10 $\frac{1}{2}$	8 $\frac{3}{4}$
8	20	28	24	20	16	13	12	10
9	22 $\frac{1}{2}$	31 $\frac{1}{2}$	27	22 $\frac{1}{2}$	18	14 $\frac{5}{8}$	13 $\frac{1}{2}$	11 $\frac{1}{4}$
10	25	35	30	25	20	16 $\frac{1}{4}$	15	12 $\frac{1}{2}$
11	27 $\frac{1}{2}$	38 $\frac{1}{2}$	33	27 $\frac{1}{2}$	22	17 $\frac{7}{8}$	16 $\frac{1}{2}$	13 $\frac{3}{4}$
12	30	42	36	30	24	19 $\frac{1}{2}$	18	15
13	32 $\frac{1}{2}$	45 $\frac{1}{2}$	39	32 $\frac{1}{2}$	26	21 $\frac{1}{8}$	19 $\frac{1}{2}$	16 $\frac{1}{4}$
14	35	49	42	35	28	22 $\frac{3}{4}$	21	17 $\frac{1}{2}$
15	37 $\frac{1}{2}$	52 $\frac{1}{2}$	45	37 $\frac{1}{2}$	30	24 $\frac{3}{8}$	22 $\frac{1}{2}$	18 $\frac{3}{4}$
16	40	56	48	40	32	26	24	20
17	42 $\frac{1}{2}$	59 $\frac{1}{2}$	51	42 $\frac{1}{2}$	34	27 $\frac{5}{8}$	25 $\frac{1}{2}$	21 $\frac{1}{4}$
18	45	63	54	45	36	29 $\frac{1}{4}$	27	22 $\frac{1}{2}$
19	47 $\frac{1}{2}$	66 $\frac{1}{2}$	57	47 $\frac{1}{2}$	38	30 $\frac{7}{8}$	28 $\frac{1}{2}$	23 $\frac{3}{4}$
20	50	70	60	50	40	32 $\frac{1}{2}$	30	25
21	52 $\frac{1}{2}$	73 $\frac{1}{2}$	63	52 $\frac{1}{2}$	42	34 $\frac{1}{8}$	31 $\frac{1}{2}$	26 $\frac{1}{4}$
22	55	77	66	55	44	35 $\frac{3}{4}$	33	27 $\frac{1}{2}$
23	57 $\frac{1}{2}$	80 $\frac{1}{2}$	69	57 $\frac{1}{2}$	46	37 $\frac{3}{8}$	34 $\frac{1}{2}$	28 $\frac{3}{4}$
24	60	84	72	60	48	39	36	30
25	62 $\frac{1}{2}$	87 $\frac{1}{2}$	75	62 $\frac{1}{2}$	50	40 $\frac{5}{8}$	37 $\frac{1}{2}$	31 $\frac{1}{4}$
26	65	91	78	65	52	42 $\frac{1}{4}$	39	32 $\frac{1}{2}$
27	67 $\frac{1}{2}$	94 $\frac{1}{2}$	81	67 $\frac{1}{2}$	54	43 $\frac{7}{8}$	40 $\frac{1}{2}$	33 $\frac{3}{4}$
28	70	98	84	70	56	45 $\frac{1}{2}$	42	35
29	72 $\frac{1}{2}$	101 $\frac{1}{2}$	87	72 $\frac{1}{2}$	58	47 $\frac{1}{8}$	43 $\frac{1}{2}$	36 $\frac{1}{4}$
30	75	105	90	75	60	48 $\frac{3}{4}$	45	37 $\frac{1}{2}$
31	77 $\frac{1}{2}$	108 $\frac{1}{2}$	93	77 $\frac{1}{2}$	62	50 $\frac{3}{8}$	46 $\frac{1}{2}$	38 $\frac{3}{4}$
32	80	112	96	80	64	52	48	40

Each section is 5 $\frac{1}{2}$ inches wide. 2 $\frac{1}{2}$ -inch centers.

Distance from floor to center of opening is 5 $\frac{1}{2}$ inches.


All radiators will be tapped flush according to regular list on page 42, unless otherwise specified.

In ordering for steam, be sure to state whether for one or two-pipe system.




“Standard” Single Column Ornamental Radiator
FOR STEAM

SEE PAGE 5
FOR LIST OF SIZES




“Standard” Single Column Plain Radiator
FOR STEAM

SEE PAGE 5
FOR LIST OF SIZES




“Standard” Single Column Ornamental Radiator
FOR WATER

SEE PAGE 5
FOR LIST OF SIZES




“Standard” Single Column Plain Radiator
FOR WATER

SEE PAGE 5
FOR LIST OF SIZES




“Standard” Three Column Ornamental Radiator
FOR STEAM

SEE PAGE 22
FOR LIST OF SIZES




“Standard” Three Column Plain Radiator
FOR STEAM

SEE PAGE 22
FOR LIST OF SIZES




“Standard” Three Column Ornamental Radiator
FOR WATER

SEE PAGE 22
FOR LIST OF SIZES




“Standard” Three Column Plain Radiator
FOR WATER

SEE PAGE 22
FOR LIST OF SIZES




“Standard” Four Column Ornamental Radiator
FOR STEAM OR WATER

SEE PAGE 23
FOR LIST OF SIZES



“Standard” Four Column Plain Radiator
FOR STEAM OR WATER

SEE PAGE 23
FOR LIST OF SIZES



“Standard” Two Column Ornamental Radiator

FOR STEAM OR WATER

SEE PAGE 24
FOR LIST OF SIZES



“Standard” Two Column Plain Radiator


FOR STEAM OR WATER

SEE PAGE 24
FOR LIST OF SIZES



Original "Standard" Three Column Radiator

SEE PAGE 25
FOR LIST OF SIZES



“Standard” Direct-indirect

We make the “Standard” Three Column and “Standard” Four Column for direct-indirect heating, by enclosing the base with a series of interchangeable slides. In connection with this, we make a floor damper with openings 1 inch wide by 7 inches long.


By use of these dampers the amount of outside air introduced can be easily regulated.

Made in 26 in., 32 in. and 38 in. heights only.



"Standard" Indirect Radiator

“Standard” Indirect Radiators



The “Standard” Indirect is absolutely the best pin radiator in the market, its efficiency as a heating surface being vastly superior to any of the old style pins heretofore offered. It is equally well adapted for either steam or water heating.

“Standard” Indirects are made in two sizes: 12 sq. feet and 15 sq. feet.

Each section has a diaphragm through the center and extending to within three inches of both ends.

The connections are at the ends of the radiator instead of in the center. This is not only a matter of great convenience in putting the sections together, but the free circulation of air is not impeded or a valuable portion of the heating surface cut out as by the old style center connections.

Our indirects are connected by nipples $2\frac{1}{2}$ inches in diameter, which are slightly tapering and fit tightly into tapering sockets, thus forming “stopper” joints which are absolutely tight and perfect. This construction is further strengthened by short bolts connecting section with section.

Screw nipples furnished when desired.

No *gaskets* or *packing* of any kind are used in the construction of “Standard” Indirects, and therefore there is nothing in the joint to wear or burn out.

The sections are readily connected by any competent steam or hot water fitter, although we advise having them assembled and tested at our manufacturing plant.

Every section of “Standard” Indirect is subjected to a severe hydrostatic test prior to the time shipment is made.

Indirects can be tapped for supply and return at three different points: either at top, at the end, or on the face of the sections, as shown in the illustration; but cannot be tapped at “A” or “B” larger than $1\frac{1}{2}$ inches.

Unless otherwise ordered, indirects will be tapped at “A” supply and return.

LIST OF SIZES

Standard Three Column Radiators

No. Sections	Length	44 in. high Sq. feet	38 in. high Sq. feet	32 in. high Sq. feet	26 in. high Sq. feet	22 in. high Sq. feet	20 in. high Sq. feet	18 in. high Sq. feet
2	5	12	10	9	7½	6	5½	4½
3	7½	18	15	13½	11¼	9	8¼	6¾
4	10	24	20	18	15	12	11	9
5	12½	30	25	22½	18¾	15	13¾	11¼
6	15	36	30	27	22½	18	16½	13½
7	17½	42	35	31½	26¼	21	19¼	15¾
8	20	48	40	36	30	24	22	18
9	22½	54	45	40½	33¾	27	24¾	20¼
10	25	60	50	45	37½	30	27½	22½
11	27½	66	55	49½	41¼	33	30¼	24¾
12	30	72	60	54	45	36	33	27
13	32½	78	65	58½	48¾	39	35¾	29¼
14	35	84	70	63	52½	42	38½	31½
15	37½	90	75	67½	56¼	45	41¼	33¾
16	40	96	80	72	60	48	44	36
17	42½	102	85	76½	63¾	51	46¾	38¼
18	45	108	90	81	67½	54	49½	40½
19	47½	114	95	85½	71¼	57	52¼	42¾
20	50	120	100	90	75	60	55	45
21	52½	126	105	94½	78¾	63	57¾	47¼
22	55	132	110	99	82½	66	60½	49½
23	57½	138	115	103½	86¼	69	63¼	51¾
24	60	144	120	108	90	72	66	54
25	62½	150	125	112½	93¾	75	68¾	56¼
26	65	156	130	117	97½	78	71½	58½
27	67½	162	135	121½	101¼	81	74¼	60¾
28	70	168	140	126	105	84	77	63
29	72½	174	145	130½	108¾	87	79¾	65¼
30	75	180	150	135	112½	90	82½	67½
31	77½	186	155	139½	116¼	93	85¼	69¾
32	80	192	160	144	120	96	88	72

Each section is 9 inches wide. 2½-inch centers.

Distance from floor to center of opening is 5½ inches.

All radiators will be tapped flush according to regular list on page 42, unless otherwise specified.

In ordering for steam, be sure to state whether for one or two-pipe system.

LIST OF SIZES

“Standard” Four Column Radiators

No. Sections	Length	44 in. high Sq. feet	38 in. high Sq. feet	32 in. high Sq. feet	26 in. high Sq. feet	22 in. high Sq. feet	20 in. high Sq. feet	18 in. high Sq. feet
2	5	18	16	13 $\frac{1}{3}$	10 $\frac{2}{3}$	8	7	6
3	7 $\frac{1}{2}$	27	24	20	16	12	10 $\frac{1}{2}$	9
4	10	36	32	26 $\frac{2}{3}$	21 $\frac{1}{3}$	16	14	12
5	12 $\frac{1}{2}$	45	40	33 $\frac{1}{3}$	26 $\frac{2}{3}$	20	17 $\frac{1}{2}$	15
6	15	54	48	40	32	24	21	18
7	17 $\frac{1}{2}$	63	56	46 $\frac{2}{3}$	37 $\frac{1}{3}$	28	24 $\frac{1}{2}$	21
8	20	72	64	53 $\frac{1}{3}$	42 $\frac{2}{3}$	32	28	24
9	22 $\frac{1}{2}$	81	72	60	48	36	31 $\frac{1}{2}$	27
10	25	90	80	66 $\frac{2}{3}$	53 $\frac{1}{3}$	40	35	30
11	27 $\frac{1}{2}$	99	88	73 $\frac{1}{3}$	58 $\frac{2}{3}$	44	38 $\frac{1}{2}$	33
12	30	108	96	80	64	48	42	36
13	32 $\frac{1}{2}$	117	104	86 $\frac{2}{3}$	69 $\frac{1}{3}$	52	45 $\frac{1}{2}$	39
14	35	126	112	93 $\frac{1}{3}$	74 $\frac{2}{3}$	56	49	42
15	37 $\frac{1}{2}$	135	120	100	80	60	52 $\frac{1}{2}$	45
16	40	144	128	106 $\frac{2}{3}$	85 $\frac{1}{3}$	64	56	48
17	42 $\frac{1}{2}$	153	136	113 $\frac{1}{3}$	90 $\frac{2}{3}$	68	59 $\frac{1}{2}$	51
18	45	162	144	120	96	72	63	54
19	47 $\frac{1}{2}$	171	152	126 $\frac{2}{3}$	101 $\frac{1}{3}$	76	66 $\frac{1}{2}$	57
20	50	180	160	133 $\frac{1}{3}$	106 $\frac{2}{3}$	80	70	60
21	52 $\frac{1}{2}$	189	168	140	112	84	73 $\frac{1}{2}$	63
22	55	198	176	146 $\frac{2}{3}$	117 $\frac{1}{3}$	88	77	66
23	57 $\frac{1}{2}$	207	184	153 $\frac{1}{3}$	122 $\frac{2}{3}$	92	80 $\frac{1}{2}$	69
24	60	216	192	160	128	96	84	72
25	62 $\frac{1}{2}$	225	200	166 $\frac{2}{3}$	133 $\frac{1}{3}$	100	87 $\frac{1}{2}$	75
26	65	234	208	173 $\frac{1}{3}$	138 $\frac{2}{3}$	104	91	78
27	67 $\frac{1}{2}$	243	216	180	144	108	94 $\frac{1}{2}$	81
28	70	252	224	186 $\frac{2}{3}$	149 $\frac{1}{3}$	112	98	84
29	72 $\frac{1}{2}$	261	232	193 $\frac{1}{3}$	154 $\frac{2}{3}$	116	101 $\frac{1}{2}$	87
30	75	270	240	200	160	120	105	90
31	77 $\frac{1}{2}$	279	248	206 $\frac{2}{3}$	165 $\frac{1}{3}$	124	108 $\frac{1}{2}$	93
32	80	288	256	213 $\frac{1}{3}$	170 $\frac{2}{3}$	128	112	96

Each section is 12 inches wide. 2 $\frac{1}{2}$ -inch centers.

Distance from floor to center of opening is 5 $\frac{1}{2}$ inches.

All radiators will be tapped flush according to regular list on page 42, unless otherwise specified.

In ordering for steam, be sure to state whether for one or two-pipe system.

LIST OF SIZES

"Standard" Two Column Radiators

No. of Loops	Length	45 in. high Sq. feet	38 in. high Sq. feet	32 in. high Sq. feet	26 in. high Sq. feet	20 in. high Sq. feet
2	5	10	8	6 $\frac{2}{3}$	5 $\frac{1}{3}$	4
3	7 $\frac{1}{2}$	15	12	10	8	6
4	10	20	16	13 $\frac{1}{3}$	10 $\frac{2}{3}$	8
5	12 $\frac{1}{2}$	25	20	16 $\frac{2}{3}$	13 $\frac{1}{3}$	10
6	15	30	24	20	16	12
7	17 $\frac{1}{2}$	35	28	23 $\frac{1}{3}$	18 $\frac{2}{3}$	14
8	20	40	32	26 $\frac{2}{3}$	21 $\frac{1}{3}$	16
9	22 $\frac{1}{2}$	45	36	30	24	18
10	25	50	40	33 $\frac{1}{3}$	26 $\frac{2}{3}$	20
11	27 $\frac{1}{2}$	55	44	36 $\frac{2}{3}$	29 $\frac{1}{3}$	22
12	30	60	48	40	32	24
13	32 $\frac{1}{2}$	65	52	43 $\frac{1}{3}$	34 $\frac{2}{3}$	26
14	35	70	56	46 $\frac{2}{3}$	37 $\frac{1}{3}$	28
15	37 $\frac{1}{2}$	75	60	50	40	30
16	40	80	64	53 $\frac{1}{3}$	42 $\frac{2}{3}$	32
17	42 $\frac{1}{2}$	85	68	56 $\frac{2}{3}$	45 $\frac{1}{3}$	34
18	45	90	72	60	48	36
19	47 $\frac{1}{2}$	95	76	63 $\frac{1}{3}$	50 $\frac{2}{3}$	38
20	50	100	80	66 $\frac{2}{3}$	53 $\frac{1}{3}$	40
21	52 $\frac{1}{2}$	105	84	70	56	42
22	55	110	88	73 $\frac{1}{3}$	58 $\frac{2}{3}$	44
23	57 $\frac{1}{2}$	115	92	76 $\frac{2}{3}$	61 $\frac{1}{3}$	46
24	60	120	96	80	64	48
25	62 $\frac{1}{2}$	125	100	83 $\frac{1}{3}$	66 $\frac{2}{3}$	50
26	65	130	104	86 $\frac{2}{3}$	69 $\frac{1}{3}$	52
27	67 $\frac{1}{2}$	135	108	90	72	54
28	70	140	112	93 $\frac{1}{3}$	74 $\frac{2}{3}$	56
29	72 $\frac{1}{2}$	145	116	96 $\frac{2}{3}$	77 $\frac{1}{3}$	58
30	75	150	120	100	80	60
31	77 $\frac{1}{2}$	155	124	103 $\frac{1}{3}$	82 $\frac{2}{3}$	62
32	80	160	128	106 $\frac{2}{3}$	85 $\frac{1}{3}$	64

Each section is 7 $\frac{1}{2}$ inches wide. 2 $\frac{1}{2}$ -inch centers.

Distance from floor to center of opening is 4 $\frac{1}{2}$ inches.

All radiators will be tapped flush according to regular list on page 42, unless otherwise specified.

In ordering for steam, be sure to state whether for one or two-pipe system.

LIST OF SIZES

"Standard" Original Three Column Radiators

No. Sections	Length	43½ in. high Sq. feet	37½ in. high Sq. feet	31½ in. high Sq. feet	25½ in. high Sq. feet	21½ in. high Sq. feet
2	5	11½	10	9	7	5½
3	7½	17¼	15	12¾	10½	8¼
4	10	23	20	17	14	11
5	12½	28¾	25	21¼	17½	13¾
6	15	34½	30	25½	21	16½
7	17½	40¼	35	29¾	24½	19¼
8	20	46	40	34	28	21
9	22½	51¾	45	38¼	31½	24¾
10	25	57½	50	42½	35	27½
11	27½	63¼	55	46¾	38½	30¼
12	30	69	60	51	42	33
13	32½	74¾	65	55¼	45½	35¾
14	35	80½	70	59½	49	38½
15	37½	86¼	75	63¾	52½	41¼
16	40	92	80	68	56	44
17	42½	97¾	85	72¼	59½	46¾
18	45	103½	90	76½	63	49½
19	47½	109¼	95	80¾	66½	52¼
20	50	115	100	85	70	55
21	52½	120¾	105	89¼	73½	57¾
22	55	126½	110	93½	77	60½
23	57½	132¼	115	97¾	80½	63¼
24	60	138	120	102	84	66
25	62½	143¾	125	106¼	87½	68¾
26	65	149½	130	110½	91	71½
27	67½	155¼	135	114¾	94½	74¼
28	70	161	140	119	98	77
29	72½	166¾	145	123¼	101½	79¾
30	75	172½	150	127½	105	82½
31	77½	178¼	155	131¾	108½	85¼
32	80	184	160	136	112	88


Each section is 9 inches wide over all. 2½-inch centers.

Measurement from center of tapping to floor is 4½ inches.

Will be tapped flush according to list of specifications, unless otherwise ordered.

See page 42 for tapping instructions.

THE illustration on opposite page shows the availability of "Standard" Radiators, where uniformity of style or design in different sizes is required. The same pattern in ornamental or plain design can be furnished in three widths, viz. : $5\frac{1}{2}$, 9 and 12 inches, and in seven heights, ranging from 18 to 44 inches.




“ Standard ”
Three Column Plain
Water Radiator

“ Standard ”
Single Column Plain
Steam or Water
Radiator

“ Standard ”
Four Column Plain
Steam or Water
Radiator

Circular Radiators

SINGLE COLUMN			TWO COLUMN			THREE COLUMN		
Number Sections	Inside Diameter, in Inches	Outside Diameter, in Inches	Number Sections	Inside Diameter, in Inches	Outside Diameter, in Inches	Number Sections	Inside Diameter, in Inches	Outside Diameter, in Inches
18	9½	20½	20	11½	26	24	12	30
19	10½	21½	22	12	26	25	12	30
20	11½	22½	24	14	28½	26	13	31
21	11½	22½	26	15	29½	27	14	32
22	12¼	23¼	28	16	30½	28	14¼	32¼
23	12¼	23¼	30	18	32½	29	15¼	33¼
24	13¼	24¼	32	20	34½	30	16⅛	34⅛
25	13¼	24¼				31	16½	34½
26	13¼	24¼				32	17½	35½
27	14½	25½				33	18	36
28	14½	25½				34	18¾	36¾
29	15¼	26¼				35	19½	37½
30	16	27						
31	17	28						
32	17¾	28¾						
33	18½	29½						
34	19¼	30¼						
35	20	31						



“Standard” Single Column Ornamental Circular or
Column Radiator

Made in single, two or three column, ornamental or plain.

For two-pipe work flow and return will be tapped diametrically opposite. We can tap flow and return on one side with one loop intervening, if so desired.


NOTE.—Circular radiators intended to be placed around a column will be shipped in halves, otherwise one piece. Please state requirement when ordering.

Curved Radiators

IN "Standard" Three Column we can make curve to conform to any radius from 6 inches (inside) up.

In "Standard" Four Column the smallest inside radius is 19 inches.

When ordering curved radiators, please give exact radius of curve, making proper allowance for thickness of baseboard if same is not in position, and state distance radiator is to be set away from baseboard.




“ Standard ” Three Column Ornamental Curved Radiator

Corner Radiators

AS SHOWN on opposite page, can be made in 38 and 44-inch "Standard" Three Column, and 38-inch "Standard" Single Column.


All other heights must be curved.



Standard Three Column Corner Radiator

Bay Window Radiators


MADE in three or four column, ornamental or plain.
When ordering bay window radiators be sure and send us template of radiator desired.



“Standard” Three Column Bay Window Radiator

Stair Radiators


MADE in two, three or four column, ornamental or plain, but for steam only.




“ Standard ” Three Column Stair Radiator

Window Radiators

MADE in two or three column, ornamental or plain,
but for steam only.



“Standard” Three Column Window Radiator



Special High Legs

Made in 6, 6½, 7, 8, 9 and 10-inch heights.

Directions for Making Out Orders

In the interest of economy of time, and to avoid misunderstandings, we request a careful observance of the suggestions which follow. We have a special order form, in convenient pads, which we will gladly send upon application.

1. State number of radiators.
2. State number of sections in each radiator.
3. State height required.
4. State style.
5. State steam or water.
6. State, if for steam, whether one or two pipe.
7. State size of tappings (see page 42). NOTE.—We will tap according to list on page 42, if not otherwise specified.
8. If "P" or "W" tapping is desired, be sure to state whether return is to be at same or opposite end.
9. All radiators will be tapped with right hand thread, unless otherwise specified.
10. When ordering individual end leg sections, give name of radiator, and state size of tappings; also say whether for steam or water, supply or return; if for steam, whether for one or two-pipe system.
11. "Standard" Radiators are always assembled with slip nipples, unless screw nipples are specified.
12. In ordering intermediate leg sections, please state whether top and bottom connection, or bottom connection only, is desired, and specify style of nipple.

Regular Tappings

ONE-PIPE STEAM

25 square feet and under	1 inch
Above 25, but not exceeding 60 square feet	1 $\frac{1}{4}$ inch
Above 60, but not exceeding 100 square feet	1 $\frac{1}{2}$ inch
Above 100 square feet	2 inch

TWO-PIPE STEAM

50 square feet and under	1 x $\frac{3}{4}$ inch
Above 50, but not exceeding 95 square feet	1 $\frac{1}{4}$ x 1 inch
Above 95 square feet	1 $\frac{1}{2}$ x 1 $\frac{1}{4}$ inch

WATER

50 square feet and under	1 x 1 inch
Above 50, but not exceeding 75 square feet	1 $\frac{1}{4}$ x 1 $\frac{1}{4}$ inch
Above 75 square feet	1 $\frac{1}{2}$ x 1 $\frac{1}{2}$ inch

Special Tappings

In single and three column, the special tappings "P," "H" and "W" shown on opposite page cannot be furnished with larger than 1 $\frac{1}{2}$ -inch opening.


The four and two column patterns can be tapped up to 2 inches.

In ordering either "P" or "W style," please state whether return is to be at same or opposite end.

We can furnish a special tapping at bottom, between the legs, corresponding to the "W" tapping at top. If this is desired, please designate as "L."

Air Valve Tapping

Tappings for air valves will be $\frac{1}{8}$ -inch, unless otherwise ordered. We can tap up to $\frac{1}{4}$ -inch, if desired.



Special Tappings

Distances from center of "P" tapping to center of bottom tapping are as follows:

44-inch 3 column water,	42 inches
38-inch 3 column water,	36 ³ / ₈ inches
32-inch 3 column water,	30 ³ / ₈ inches
26-inch 3 column water,	24 ³ / ₈ inches
22-inch 3 column water,	20 ⁵ / ₈ inches
20-inch 3 column water,	18 ¹ / ₈ inches
18-inch 3 column water,	16 ¹ / ₂ inches

43 ¹ / ₂ inches	=	41 ¹ / ₄ inches
37 ¹ / ₂ inches	=	35 ³ / ₄ inches
31 ¹ / ₂ inches	=	29 ⁷ / ₈ inches
25 ¹ / ₂ inches	=	24 ¹ / ₄ inches
21 ¹ / ₂ inches	=	20 ¹ / ₈ inches

Centers of "H" tapping from floor

SUPPLY		RETURN	
Size of Opening	Distance from Floor	Size of Opening	Distance from Floor
1 ¹ / ₂ inches	5 ³ / ₄ inches	1 ¹ / ₂ inches	5 ³ / ₄ inches
1 ¹ / ₄ inches	5 ³ / ₄ inches	1 ¹ / ₄ inches	5 ⁵ / ₈ inches
1 inch	5 ³ / ₄ inches	1 inch	5 ¹ / ₂ inches
³ / ₄ inch	5 ³ / ₄ inches	³ / ₄ inch	5 ³ / ₈ inches

TELEGRAPH CODE

Number of Loops

2 Sections	Kennel	22 Sections	Knout
3 Sections	Kentucky	23 Sections	Knuckle
4 Sections	Kersey	24 Sections	Kodak
5 Sections	Kettle	25 Sections	Kopeck
6 Sections	Kicker	26 Sections	Koran
7 Sections	Kid	27 Sections	Kremlin
8 Sections	Kill	28 Sections	Kumiss
9 Sections	Kimball	29 Sections	Kurd
10 Sections	Kindness	30 Sections	Kusack
11 Sections	Kindred	31 Sections	Label
12 Sections	King	32 Sections	Laborer
13 Sections	Kingdom	33 Sections	Lace
14 Sections	Kingley	34 Sections	Lacerate
15 Sections	Kinking	35 Sections	Lackey
16 Sections	Kiss	36 Sections	Ladder
17 Sections	Kitchen	Supply Leg Section	Ladrone
18 Sections	Knave	Return Leg Section	Lady
19 Sections	Knight	Middle Section	Lagoon
20 Sections	Knob	Middle Leg Section	Laid
21 Sections	Knocker		

Heights

18 Inches High	Chatham	31½ Inches High	Chester
20 Inches High	Chattels	32 Inches High	Chestnut
21½ Inches High	Chatter	37½ Inches High	Chevron
22 Inches High	Cheap	38 Inches High	Chicken
25 Inches High	Cherry	43½ Inches High	Chicory
25½ Inches High	Cherub	44 Inches High	Chide
26 Inches High	Chessman	45 Inches High	Chief

Style and Kind of Radiators

“Standard” Single Column Ornamental Steam	Cavalier
“Standard” Single Column Ornamental Water	Cavalry
“Standard” Single Column Plain Steam	Caudal
“Standard” Single Column Plain Water	Caught
“Standard” Two Column Ornamental Steam	Censure
“Standard” Two Column Ornamental Water	Centaur
“Standard” Two Column Plain Steam	Cedilla
“Standard” Two Column Plain Water	Celery
“Standard” Three Column Ornamental Steam	Caution
“Standard” Three Column Ornamental Water	Cause
“Standard” Three Column Plain Steam	Ceremony
“Standard” Three Column Plain Water	Certify
Old Style “Standard” Steam	Cavil
Old Style “Standard” Water	Cavities
“Standard” Four Column Ornamental Steam	Cave
“Standard” Four Column Ornamental Water	Caverns
“Standard” Four Column Plain Steam	Cervine
“Standard” Four Column Plain Water	Centrifugal
“Empire” Steam	Cayenne
“Empire” Water	Cazique
Indirect for Steam	Caxton
Indirect for Water	Cedar

Quantity

500 Square Feet	Corset	6,000 Square Feet	Court
1,000 Square Feet	Couching	7,000 Square Feet	Cousin
2,000 Square Feet	Cough	8,000 Square Feet	Covenant
3,000 Square Feet	Council	9,000 Square Feet	Coward
4,000 Square Feet	Countess	10,000 Square Feet	Coxcomb
5,000 Square Feet	Courage	20,000 Square Feet	Crab

Tapping Instructions

$\frac{3}{4}$ x $\frac{3}{4}$ inch	Torment	Tapped for One Pipe, as per
1 x $\frac{3}{4}$ inch	Tornado	List Toughen
1 x 1 inch	Torpedo	Tapped for Two Pipe, as per
1 inch Single Pipe	Torpidly	List Tourist
$1\frac{1}{4}$ x $\frac{3}{4}$ inch	Torpor	Tapped for Top Feed and
$1\frac{1}{4}$ x 1 inch	Torrent	Bottom Return on same end. Trackless
$1\frac{1}{4}$ x $1\frac{1}{4}$ inch	Torsion	Tapped for Top Feed and
$1\frac{1}{4}$ inch Single Pipe	Tortoise	Bottom Return on opposite
$1\frac{1}{2}$ x 1 inch	Torture	end. Towage
$1\frac{1}{2}$ x $1\frac{1}{4}$ inch	Tory	Tapped Left Hand Towering
$1\frac{1}{2}$ x $1\frac{1}{2}$ inch	Tossing	Tapped at "P" Township
$1\frac{1}{2}$ inch Single Pipe	Totem	Tapped at "W" Towser
2 x $1\frac{1}{2}$ inch	Tottering	Tapped at "H" Tracery
2 inch Single Pipe	Touching	

Shipments


Ship by Freight	Sunder
Your Order was Shipped.....(Date)	Sung
.....Order was Shipped	Sun
Will Ship Order for.....on	Sunken
[Consignee]	
Ship by Express	Sunday
Ship by best Route.	Sundial
Ship Immediately	Sundown
When will Order be Shipped to..... (No. or Date)	Sundry
Ship by same Route as our Order (No. or Date)	Sunflower
We send Shipping Instructions by Mail	Sunk
Wire C. L. and L. C. L, rate to.....	Sunny
Send Tracer after our Order (No. or Date).....	Sunshine
Add to our Order (No. or Date) the Following.	Sunstroke
Change our Order (No. or Date) to Read	Sunshade
When can you make Shipment on	Supplant
Our Order (No. or Date)	Sup


Shipments—Continued

Can make Shipment Immediately	Superb
Forward as Small Lot, unless you have Car Load going at once	Supply
Hold for Instructions, Order (No. or Date)	Support
Advice to Hold for Instruction Received Too Late, as Order went Forward . .	Supine
Ship with Draft Attached to B. L.	Supper
Ship at Once what you can of our Order (No. or Date)	Supple
Give Date or Number of Order referred to	Support
Will place Order for (use "Quantity" Cipher next) if you can make Shipment at Once. Wire Reply	Suppose
	1 day Surd
	2 days Sure
	3 days Surf
Can Ship Order in.....Days from Receipt	4 days Surge
	5 days Surly
	6 days Surply
	7 days Survey
	First of next week Survive

Miscellaneous

Quote Best Price on	Chagrin
Have Written	Chair
Wire Reply	Chalice
Fitted with Lugs for Marble Top	Siphon
All to have Extra High Legs, so that the Distance from the Floor to Center of Tapping shall be (inches)	Souvenir
Mail us your Pocket Edition Radiator Catalogue	Suburban
Fitted with Cast Iron Tops	Tasker
This Price is for Immediate Acceptance.	Chain





1840